


1. CMYK + Full White Backing

a) White Backing Artwork:

Everything Black here will be printed white on the product




b) CMYK Artwork

Everything here will be printed in CMYK Colour as per the artwork
- Everything here in white colour will not be printed.



c) Final Print Product

With full white backing, there will not be any area transparent or translucent



Background is white as
per the white backing artwork
*Not Transparent


Printed Colour is solid (not translucent) due to
white backing

2. CMYK + No White Backing

a) White Backing Artwork:

Everything Black here will be printed white on the product


- Leave it empty (white) if no white backing is required



b) CMYK Artwork

Everything here will be printed in CMYK Colour as per the artwork

- Everything here in white colour will not be printed.



c) Final Print Product

With no white backing, the product will be transparent/translucent.



Background is transparent
as nothing is printed on it.

*No white backing


*No colour printed

Printed Colour is translucent due to no white backing

3. CMYK + Spot White Backing


a) White Backing Artwork:

Everything Black here will be printed white on the product



b) CMYK Artwork

Everything here will be printed in CMYK Colour as per the artwork
- Everything here in white colour will not be printed.



c) Final Print Product

With no white backing, the product will be transparent/tranlucent.



Background is transparent
as nothing is printed on it.
*No white backing
*No colour printed

White Backing

Solid Colours Printed